



Predškolačik ABC

abecepa Predškolača

Oboznamujeme sa s písmenkami ABECEDY,
rozoznávame a pomenovávame samohlásky,
rozlišujeme jednotlivé hlásky v slove, ich kvalitu a lokalizáciu,
vyslovujeme správne a zreteľne všetky hlásky a hláskové skupiny,
prejavujeme záujem o písmená.

Časopis Predškoláčik 2014/2

Obsah

- Strana 1 - Abeceda - poznávame samohlásky A E I O U - kartičky
- Strana 2 - Abeceda - písmeno A - Ako sa volám - poznávame samohlásky
- Strana 3 - Abeceda - písmeno E - Ako sa volám - poznávame samohlásky
- Strana 4 - Abeceda - písmeno I - Ako sa volám - poznávame samohlásky
- Strana 5 - Abeceda - písmeno O - Ako sa volám - poznávame samohlásky
- Strana 6 - Abeceda - písmeno U - Ako sa volám - poznávame samohlásky
- Strana 7 - Abeceda - rozlišujeme a rozoznávame samohlásky A E I O U
- Strana 8 - Abeceda - kvietky - hľadaj rovnaké samohlásky
- Strana 9 - Abeceda - rybky - hľadaj rovnaké samohlásky
- Strana 10 - Farebné krúžky a písmená - predloha samohlásky A E I O U
- Strana 11 - Farebné krúžky a písmená - predloha samohlásky A E I O U
- Strana 12 - Farebné krúžky a obrázky - predloha predmety na A E I O U
- Strana 13 - Farebné krúžky a písmená - predloha krúžky
- Strana 14 - Farebné krúžky a písmená - predloha krúžky so samohláskami

Predškolačik - ABC

ABECEDA Predškolača - Zoznámte sa s písmenkami



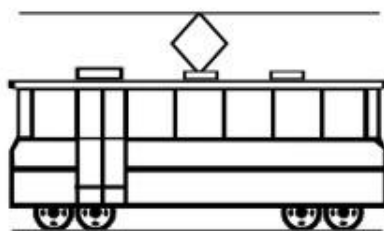
Kartičky samohlások: A E I O U
Vymysli slovo na písmeno A,
nakresli obrázok.

Aa




ANANÁS

Ee



ELEKTRICKA

li



IHLA

Oo



OKNO

Uu



UMÝVADLO

Aa



Predškolačik - ABC

ABECEDA Predškolača - precvičujeme samohlásky 2/2014



Ako sa volám?
Aké hlásky v mene mám?
Precvič si písmeno A.

dátum: _____
meno: _____

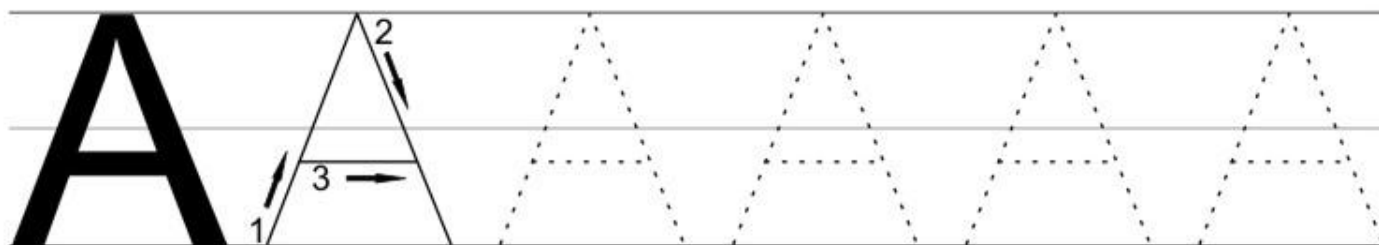


A



ANIČKA

ADAMKO



Predškolačik - ABC

ABECEDA Predškolača - precvičujeme samohlásky 2/2014




Ako sa volám?
Aké hlásky v mene mám?
Precvič si písmeno E.

dátum: _____

meno: _____

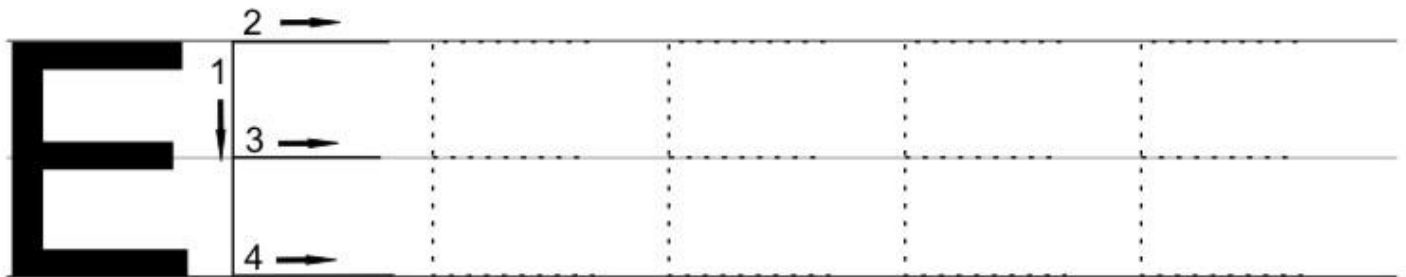


E



EVIČKA

EMILKO



Predškolačik - ABC


ABECEDA Predškolača - precvičujeme samohlásky 2/2014



Ako sa volám?
Aké hlásky v mene mám?
Precvič si písmeno I.


dátum: _____

meno: _____



IVANKO

IVANKA



Predškolačik - ABC


ABECEDA Predškolača - precvičujeme samohlásky 2/2014



Ako sa volám?
Aké hlásky v mene mám?
Precvič si písmeno O.

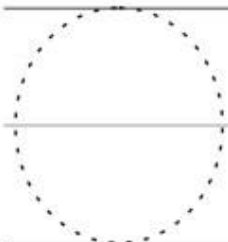
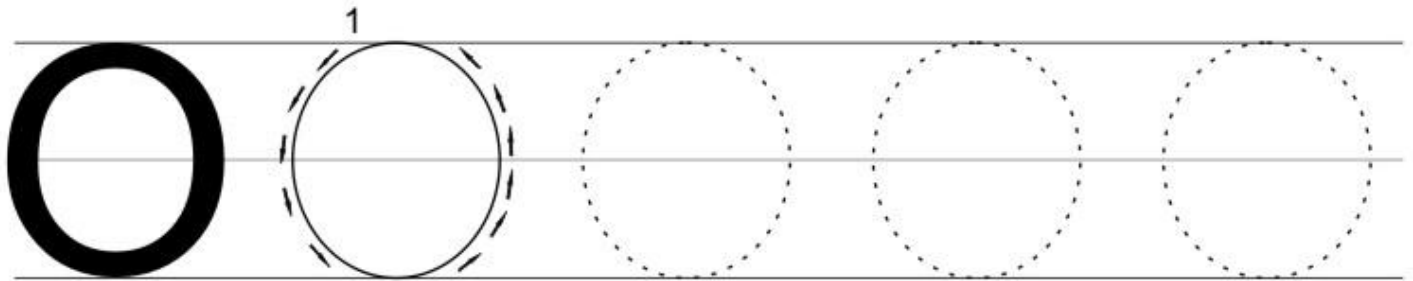
dátum: _____

meno: _____



OLINKA

ONDREJKO



Predškolačik - ABC

ABECEDA Predškolača - precvičujeme samohlásky 2/2014



Ako sa volám?
Aké hlásky v mene mám?
Precvič si písmeno U.

dátum: _____

meno: _____

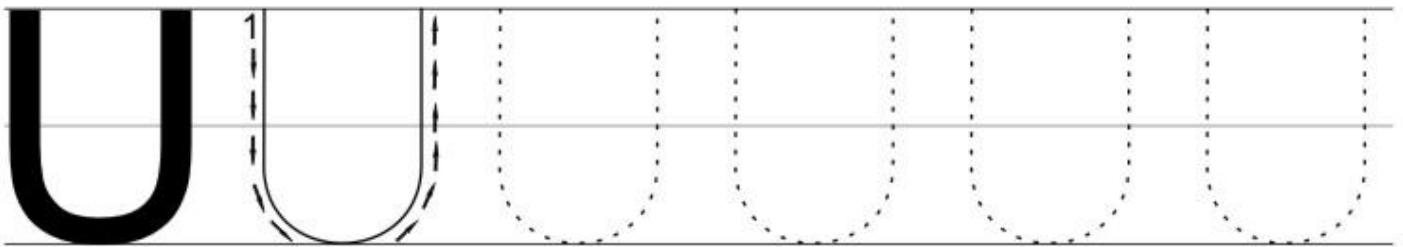


U



URBANKO

URŠUĽA



Predškolačik - ABC


ABECEDA Predškolača - precvičujeme samohlásky 2/2014



V ktorom slove počuješ samohlásku
A,E,I,O,U?
Nájdi samohlásky a zakrúžkuj ich.

dátum: _____

meno: _____



MAČKA



JEŽKO




VEVERIČKA



HUS



PES



KOZA

Predškolačik - ABC











ABECEDA Predškolača - precvičujeme samohlásky 2/2014



Pomenuj všetky písmená a spočítaj všetky kvietky. Rovnaké kvietky vyfarbi jednou farbou.

dátum: _____

meno: _____




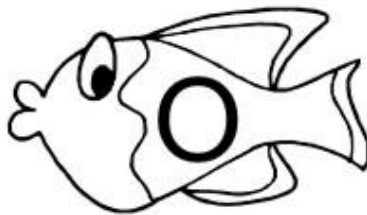
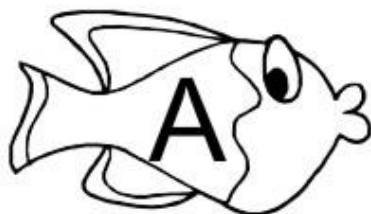
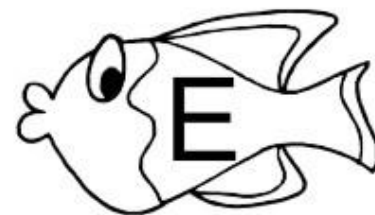
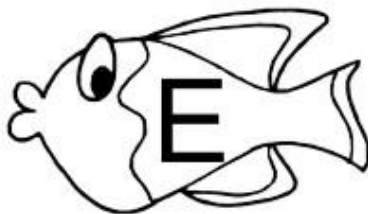
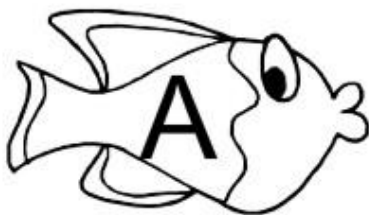

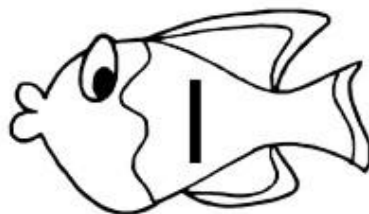
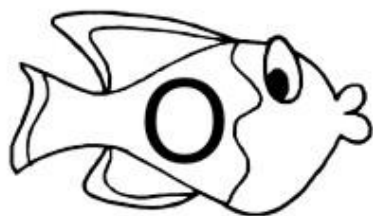

Predškolačik - ABC

ABECEDA Predškolača - precvičujeme samohlásky 2/2014



Vymenuj písmená na obláčikoch a na rybkách.
Rovnaké písmená spoj čiarou.

dátum: _____
meno: _____






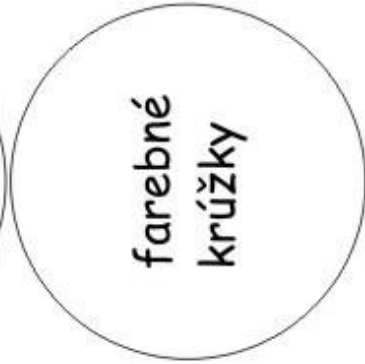
ABECEDA - SAMOHLÁSKY: A E I O U
Zakry farebným krúžkom správne písmeno.



farebné
krúžky



farebné
krúžky

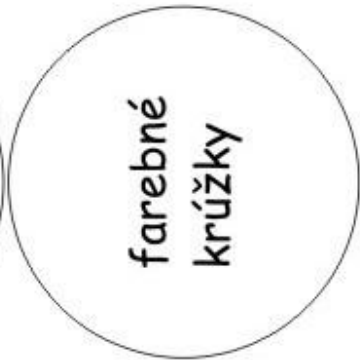
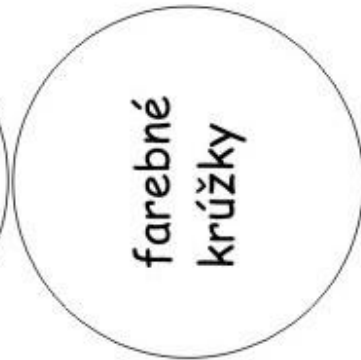


farebné
krúžky

A	E	O	U
O	I	U	A
U	A	E	I



ABECEDA - SAMOHLÁSKY: A E I O U
Zakry farebným krúžkom správne písmeno.



A	E	E	O	I
E	I	I	U	A
U	A	O	O	E


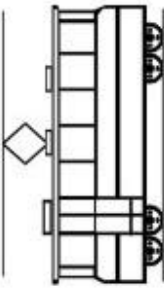
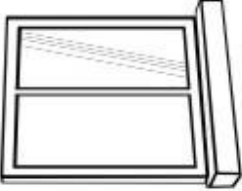


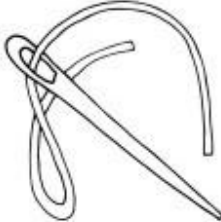
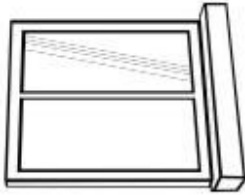
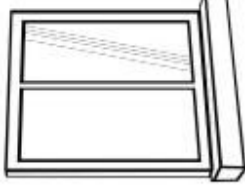


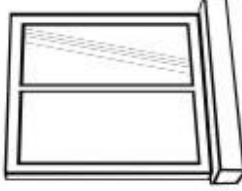
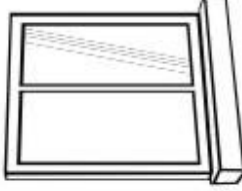

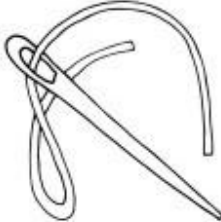
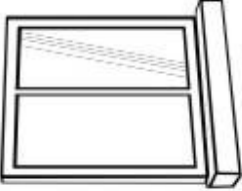


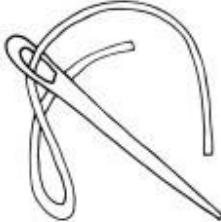

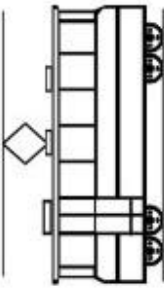
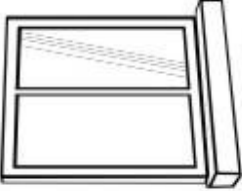


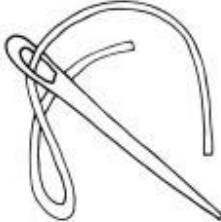
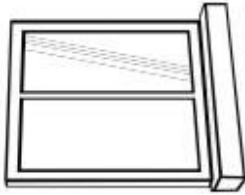
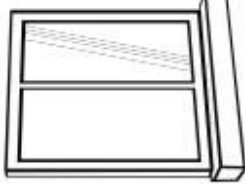


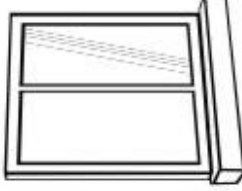
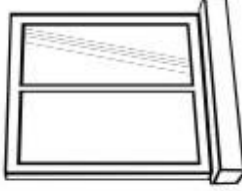

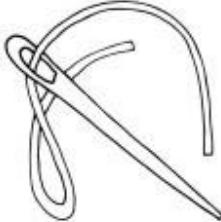
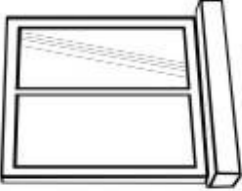


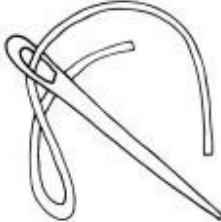

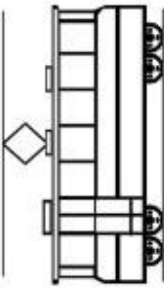
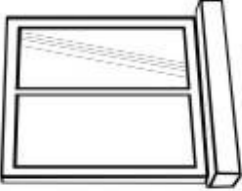


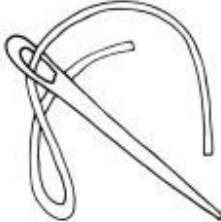
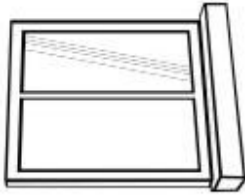
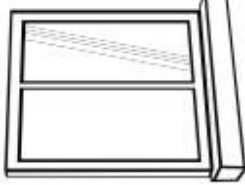


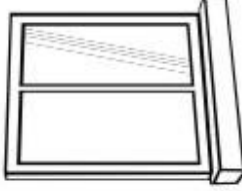
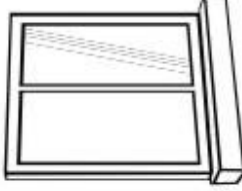


ABECEDA - SAMOHLÁSKY: A E I O U
Zakry farebným krúžkom správny obrázok.

farebné
krúžky













farebné
krúžky

farebné
krúžky

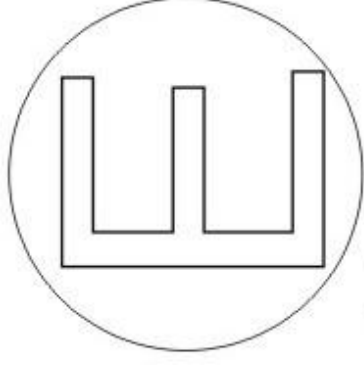
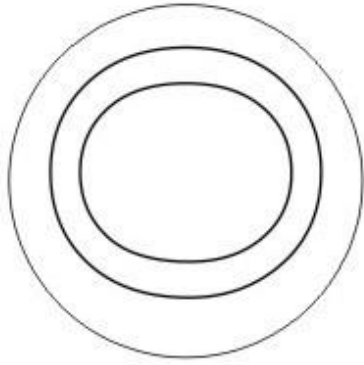
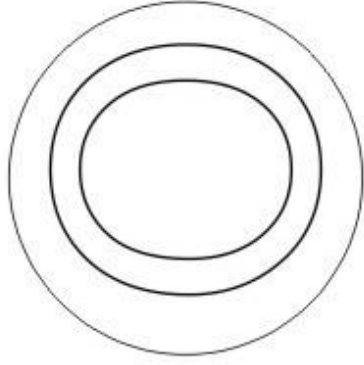
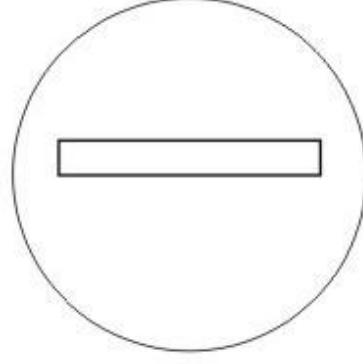
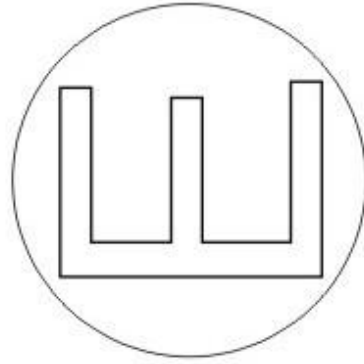
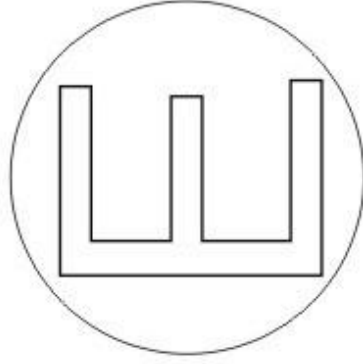
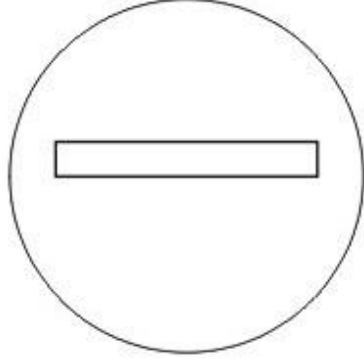


Šablóna krúžky - vytlač na farebný papier
a vystrihni, potrebuješ aspoň tri farby.





Šablóna krúžky - vytlač, vyfarbi podľa potreby a vystrihni, potrebuješ aspoň tri farby.



ABC Materské školy



Kreatívne web stránky pre škôlky

Interaktívny program Dieťa a svet

www.abcmaterskeskoly.sk

info@abcmaterskeskoly.sk

tel: 0918 150 571

Autor: © ABC všetky práva vyhradené